

Ready To Remodel Your Kitchen?

THE ULTIMATE GUIDE TO REMODELING YOUR DREAM KITCHEN

DISCOVER HOW TO CREATE YOUR DREAM KITCHEN



Payless
Kitchen Cabinets

Fast, Affordable & Stunning Kitchens That Offer
Luxury & Quality At Affordable Pre-Manufactured

The Ultimate Guide To Remodeling Your Kitchen

If you walk into any big-box retailer, you will quickly realize that your options and products for a kitchen remodel seem to be near endless. It's easy to get lost and too quickly be overwhelmed. That's why we created this ultimate guide.

We wanted to share with you what we learned when we started investigating all the products on the market today. In this guide we share everything we know. Why? Because at the end of the day, we would rather inform and educate - not sell someone something they don't want and don't need.

If you are thinking about remodeling your kitchen you are in good company. According to CNBC, American homeowners spent around \$152 billion remodeling in 2017, and kitchen projects were a significant chunk of that.

But many homeowners feel a little lost when they start to plan their kitchen remodel. There are so many questions and everyone you ask seems to have a different answer. How do you choose a contractor? How much should you spend? How do you ensure that the kitchen remodel adds value to your home so that you can recoup your investment if you decide to sell?

Not to worry, this guide is going to take you through the entire kitchen remodeling process, step by step, examining each aspect of a remodel in detail. We'll discuss how you can prepare for a remodel, including choosing a contractor and setting a budget, as well as going over each of the kitchen features that you might want to include in your remodel. We'll also answer some of the most common questions our customers ask us at the end of this guide.



Payless
Kitchen Cabinets

Fast, Affordable & Stunning Kitchens That Offer
Luxury & Quality At Affordable Pre-Manufactured



SECTION 1: PREPARING FOR A REMODEL

There is a great deal of preparatory work to be done before the work begins. Improper preparation is one of the reasons that homeowners are over budget on their remodel or end up with a remodel that they aren't happy with. These are the steps that you should follow to prepare for your kitchen remodel.



Know What You Have:

Your first task is to sit down in your kitchen with your tablet (or an old- fashioned paper and pen) and **make a list of all of the kitchen features** that you like. Are you happy with your countertops? Do you really like the walk-in pantry and don't want to get rid of it? Make two lists. Your first list will contain items that you **absolutely cannot live without** and the second list should have items that **you like but can part with if the need is great**.

Determine What You Need:

The next step is to **determine what you need**. This is a list of features that you must have in your **new kitchen that you do not currently have**. Do you desperately need a garbage disposal or more countertop space? Put these things on your list. You can put as many things as you want on your list but make sure that you **prioritize** because you may not be able to afford everything. You can start at the top when you begin checking prices and determining your budget and then add everything that you can into the remodel for the budget that you have.

Payless
Kitchen Cabinets

Fast, Affordable & Stunning Kitchens That Offer
Luxury & Quality At Affordable Pre-Manufactured

Planning Out Your Remodel

The planning stage of a kitchen remodel is the most important part of the entire process. Good planning will ensure that you are not taken advantage of by a contractor. In addition, it is less likely that you will go over budget if you are working from a solid plan.

First, measure out your kitchen and create a blueprint. If you aren't good at drawing, you may want to enlist some help. Make sure that you have everything labeled and measured correctly. Also, make sure that you get the surrounding rooms or spaces on your blueprint because it is these areas that you will be invading should you decide to expand your kitchen outwards.

Determine where everything should go in your new kitchen on a separate blueprint. If you are installing a new island, draw it into the new blueprint along with any other features that you are planning to add. Don't forget to include the features that you are keeping from your old kitchen. When you have finished, check it over carefully and make sure that you haven't left out something vital – like the kitchen sink.

Don't worry if your drawing doesn't look very good. This isn't intended to be the final product by any means, and unless you are a contractor yourself it is almost a certainty that you are going to have to change some of your ideas around when you hire your contractor. The purpose of the blueprint is simply to help you determine the general location of the major remodel features like large appliances, sinks, cabinets, countertops, islands and the dining area. It will also help you decide if you want to remove any walls and which ones.

You'll still need to make lots of decisions beyond your blueprint; you'll need to make decisions on cabinetry color, backsplash designs, countertop, flooring, sink type, appliances and a whole lot more.



Payless
Kitchen Cabinets

Fast, Affordable & Stunning Kitchens That Offer
Luxury & Quality At Affordable Pre-Manufactured

Calculate Your Budget

Your next step will be determining your budget. According to the CNBC report linked above, two out of ten planned a budget of \$5,000 for their remodel job. A further two out of

ten budgeted \$10,000 for the project and the rest were a great deal higher. In fact, some kitchen remodels went as high as \$100,000 or \$150,000.

According to the National Kitchen and Bath Association’s breakdown of the cost of a kitchen remodel y our cabinets are going to be about 30% of your total remodel budget. Your appliances and countertops are going to eat up about another 25%, and your contractor gets 30% as well. Flooring, plumbing fixtures, lighting and paint will share the remaining 15%.

You also need to budget an additional 15-30% for incidental and unforeseen expenses. If your budget is so tight that you can’t spare a few dollars you are going to stop your remodel in its tracks. That’s because every remodel job ends up costing more than the original budget; sometimes it’s a little and sometimes it’s a lot.










Entertaining Contractor Quotes

Once you have a fairly good idea of what you want your new kitchen to look like you’ll need to start requesting contractor bids. You obviously are looking for the best value for your money, see if they’re qualified to work with, do your due diligence by checking references and ensuring that the contractor is properly licensed and is able to do the job. Please see our **Contractors Standards Guide** for more information.

Contractor quotes need to include what is not covered as well as what is covered. **Don’t be afraid to ask** if you aren’t clear on anything. Most contractors may not be including all the elements to complete your kitchen remodel. That means the quote you get from the contractor may not be the total price. You’ll need to add other elements to that quote such as appliances and other kitchen materials rand labor required to complete your kitchen to get your total quote.



CHECKLIST

-  Know what you already have in your kitchen that you really like and want to keep so that you can make changes around those features.
-  Determine what features you need for your kitchen and make a list of them, starting with the highest priority items first.
-  Start by creating a basic blueprint of your kitchen, and try to sketch in the new features that you desire.
-  Next, determine your budget. Find out how much you can spend and then calculate materials, contractor fees, cabinets, countertops, flooring, and any other features going into your new kitchen.
-  Once you know exactly what you want, begin your due diligence to select the right contractor.
-  Once you know who you want to work with, begin contacting them to get your quotes
-  Select who you feel comfortable with, finalize the project and get the work started.

Hiring A Contractor

A contractor is a person with a team that performs the remodel, including demolition, removal of materials and installation of new floors, cabinets, countertops and backsplash.

A contractor also helps you decide upon the proper materials, components and plans for your kitchen remodel. A contractor will work with you to develop a realistic plan using as many of your ideas and requirements as possible.

There may be a huge pool of contractors in your area or just a few; in either case, you want to look at each candidate carefully before choosing, because they will be responsible for the look and functionality of your new kitchen. Make sure that you check out previous projects and ask them for references. You want to be 100% confident of your contractor before the demolition begins.

Finalizing The Project

You are also going to need to finalize the project. You will be signing the paperwork that your contractor has drawn up at this point so you will want to make sure that everything is in order; this includes what you agreed would be covered under the contractor's quote and what you will need to provide, including delivery.

You also should have a timeline laid out and penalties in place if the contractor fails to deliver by the deadline. In addition, according to the Contractors State License Board, contractors cannot ask for a deposit of more than 10% of the total cost of the job or \$1,000, whichever is less. Remember, we've created the Contractors Standards Guide, please contact us to obtain a copy of that guide.

Payless
Kitchen Cabinets

Fast, Affordable & Stunning Kitchens That Offer
Luxury & Quality At Affordable Pre-Manufactured



SECTION 2: BREAKDOWN OF KITCHEN FEATURES

The next section will discuss the various features of a kitchen and what sorts of options you have when it comes to remodeling. This will include everything from the layout, to types of cabinets, to choosing the material that your countertops are made from.

Layout

Let's start with layout. The layout of your kitchen is the configuration you choose, or where you want the particular features of your kitchen to be located. There are several configurations that you could choose from that are quite popular; for example: the Galley, One Wall or U-Shaped kitchen. There are also the island configurations like L-Shaped, or G-Shape layouts. However, you do not have to choose one of these configurations if none of them seem to work for you.

You can create an entirely new layout from scratch if you want. If you are considering moving walls, you need to think about if beams will be required and whether you'll need to have an engineer or architect come out and evaluate your situation, your contractor can help guide you in these considerations.



Payless
Kitchen Cabinets

Fast, Affordable & Stunning Kitchens That Offer
Luxury & Quality At Affordable Pre-Manufactured

Cabinets

There are a lot of different cabinets out there to choose from and so many materials, that it can be challenging to find the perfect cabinets for your kitchen. There are three basic types of kitchen cabinet construction including solid wood, particle board and laminate.

Solid wood doors and all wood cabinets are definitely going to give you the best quality and the nicest look for your new kitchen but they are also going to be the most expensive types of cabinets. You also need to check the standard sizes that your cabinets come in. Generally, cabinets are made to specific “pre-fabricated” sizes, with certain colors and in the standard sizes normally found in a home. You can also have cabinets custom created if pre-fabricated cabinets will not fit.

Finally, you will have to choose what cabinet designs and wood styles you like. You will have to determine what goes with the rest of your kitchen remodel while you are in the planning stages.



Organizers & Add On Touches

When deciding on your cabinets, don't forget to add some very nice convenience features and organizers. Some of the most popular items are:

- Pull Out Trays
- Spice Racks
- Trash & Recycle
- Glass Doors
- Pulls & Handles
- Soft Closing Doors & Drawers



Payless
Kitchen Cabinets

Fast, Affordable & Stunning Kitchens That Offer
Luxury & Quality At Affordable Pre-Manufactured



Countertops

Next, we’re going to discuss countertops. There are lots of materials that you can have countertops made from, but **the two most popular are granite and quartz**. The best part is that these products also come in pre-fabricated sizes, helping you save money!

Quartz is a compound material that works really well for countertops because it is acid, stain, heat and impact resistant. This is mostly because it is nonporous and doesn’t require any sealing.

Granite countertops, on the other hand, do require sealing because it is porous, and you also need to maintain your countertop by sealing about once a year. They also have the disadvantage of being less resistant to stains and the like, so you need to wipe up spills quickly. On the other hand, granite countertops are some of the best- looking patterns out there.



Payless
Kitchen Cabinets

Fast, Affordable & Stunning Kitchens That Offer
Luxury & Quality At Affordable Pre-Manufactured



Flooring

Flooring options are also something you will have to determine before the remodel begins unless you plan to keep the floors that you already have. Some of the options for types of flooring include laminate, hardwood, tile and luxury vinyl planks (LVP). Of course, even once you choose the right material, you are still going to have a huge number of choices when it comes to quality, color, and design of that material.



Payless
Kitchen Cabinets

Fast, Affordable & Stunning Kitchens That Offer
Luxury & Quality At Affordable Pre-Manufactured

Sinks

Your sinks are an important part of your kitchen. There are quite a few choices that you are going to have to make regarding the sinks that your contractor will install. One of the first is how many bowls you want. Most kitchen sinks have two bowls, one for the soapy dishwater and one for the rinsing, but you can go with one, three or any number you like. While you are choosing the number of bowls you want, you also need to decide how big you want them to be.

In addition, you will need to choose the material that you want your sinks to be made of. By far, stainless steel is the most popular choice, but there are other materials out there if you decide you want something else.

Recently, the farm house style sinks have been extremely popular, especially when choosing shaker style cabinets.

Finally, you will have to decide what features you want your sink to have. For example, you likely want a faucet, but there are other features to choose from as well including a soap dispenser, a filtered water dispenser, a sprayer nozzle and a whole lot more.



Lighting




As for the lighting, you will want to do some research and figure out what will go well with the features that you chose. If you have installed a kitchen island right in the middle, track lighting might be a good thing to have to illuminate that dining area. In addition, you'll want to look at various decorating styles and figure out what goes well with it. Many times, homeowners decide to have an electrician handle the electrical elements of the work such as updating the outlets, deciding where to place and installing the lighting, and explaining the different types of lighting to choose from such as incandescent, fluorescent and energy- efficient

Painting

You have a bunch of options when it comes to what you want to do with your kitchen walls. Obviously, the first question that you are going to want to answer is whether or not you will be taking any walls out, moving them around or installing new walls as part of your kitchen remodel.

But even if you aren't removing any walls, you still need to worry about what you are going to put over them. For example, are you planning on putting tile on your walls, and if that is the case, what style of tile are you going to install? You also have to worry about the backsplash, and the best way to both have it look good and be easy to clean.

Even if you aren't planning on removing or installing walls, or you aren't tiling that part of your kitchen, you are still going to have to worry about paint color. It is extremely rare that your old paint color will go with your new kitchen.



Appliances

You're going to have to decide if you are going to keep your current appliances or purchase new ones for your new kitchen.

In either case, there are several appliances to consider, this is not a comprehensive list, but just to get you started:

➡ Refrigerator & Freezer

➡ Oven, Stovetop or Hood

➡ Trash Compactors

➡ Dishwashers

➡ Electronics - TV sets

➡ Microwaves

➡ Toasters

➡ Coffee Makers



CHECKLIST

☒ The layout is the first decision that you have to make when it comes to kitchen features. Some of the common configurations include U-Shape, G-Shape, L-Shape, One Wall & Galley

☒ There are 3 basic cabinet types: solid wood, particle board and laminate. If you are looking for the best quality, pick solid wood cabinets.

☒ There are a lot of options when it comes to countertops. Granite & quartz are two of the most popular materials to be used in a kitchen.

☒ You have a number of flooring options to choose from including tile, LVP, laminate and hardwood.

☒ Finally, you'll need to decide on new appliances or whether you will keep the ones you currently have. This may include your fridge, stove, dishwasher, freezer, and smaller appliances like your microwave and toaster.

Payless
Kitchen Cabinets

Fast, Affordable & Stunning Kitchens That Offer
Luxury & Quality At Affordable Pre-Manufactured



SECTION 3: COMMON QUESTIONS WE GET ABOUT KITCHEN REMODELING

We'll cover some of the most common questions that we get about kitchen remodeling. You may have some of these questions and so we'll try to provide thorough answers that will help you solve your problem. Of course, not every question can be covered so feel free to let us know if you have a question that isn't covered here.

My cabinets are falling apart. How can I ensure my cabinets last for a long time?

Cabinets can be made from a wide variety of materials including being constructed entirely of all wood or inexpensive laminate material. The inexpensive laminate will wear out rather quickly compared to the all wood cabinetry. So the way that you can ensure long cabinet life is by choosing higher quality materials. They are more expensive initially, but will save you a great deal of money in the long run.

My countertops are worn and they will no longer get clean. How can I fix this?

Generally, when this happens it is because the countertops that were originally installed were not very high quality to begin with. Higher end countertops will not stain or have difficulty coming clean and they will not wear out easily.

For example, laminate and tiled countertops are some of the most inexpensive options out there, but they are also some of the materials that tend to wear out the fastest.

It is almost always worth the extra cost to upgrade your countertops to a more expensive material. Granite and quartz are two popular countertop materials that last a lot longer than tile or laminate and are still within budget for most people.

What do I do if my kitchen is too closed off from the rest of the house?

If your kitchen is too closed off from the rest of the house then it might be time to do a major remodel. But you don't always have to do major remodeling work to get your kitchen to open up. Sometimes, the solution can be as simple as rearranging your kitchen furniture so that you have more space.

If that doesn't work, a closed off kitchen can be remedied by taking out a wall and making major changes to the configuration of the kitchen that opens it up and removes some of those barriers that are keeping it tucked away from the rest of the house. Turn a U-Shape kitchen into an L-Shape, which leaves a great deal of space that can make the room feel more open and inviting.

Payless
Kitchen Cabinets

Fast, Affordable & Stunning Kitchens That Offer
Luxury & Quality At Affordable Pre-Manufactured

What can I do if I don't have enough countertop space to prepare food or use my small appliances?

Running out of countertop space is a very common problem among homeowners. No matter how much countertop space you have when you move in, within a few years it can seem like you have a cramped kitchen with appliances, knife holders and fruit baskets taking up every available inch of space on your countertop, leaving you no room to cook.

If you find you need some more countertop space, there are a few solutions. First, consider moving some of the stuff that is on your counter currently. This includes small appliances that you rarely use, as well as fruit bowls or other decorative items. Store small appliances like waffle irons, that you only use once a month or so, underneath the counter and only keep stuff that you use daily on top.

I don't have enough storage in the kitchen so I have to constantly go to the grocery store. How do I increase my kitchen storage space?

There are lots of ways that you can increase the storage capacity of your kitchen but it will depend a lot upon what particular type of food you need to store.

For example, if you find yourself always running out of space in your cupboards to store food, you might want to consider building a pantry that will let you store dry goods, cans and other foods within easy reach, but without having to use up valuable cupboard space. If you don't have enough storage space for your refrigerated items, then it might be time to choose a new refrigerator or freezer.

Payless
Kitchen Cabinets

Fast, Affordable & Stunning Kitchens That Offer
Luxury & Quality At Affordable Pre-Manufactured

Should I remodel if I don't have anywhere to entertain in my kitchen?

The kitchen is a popular place for entertaining but if you don't have any space for people to sit down, eat and talk, you must use a different area of the house. If that is the case, then you definitely should consider remodeling your kitchen to make it into a wonderful place to entertain guests.

You have a couple of options when it comes to remodeling. First, you can take out a wall and create more space so that you can fit a dining room table. This has the added advantage of increasing your home's value in most cases. But for those who just want somewhere in their existing kitchen to entertain, a bar or kitchen island is the perfect solution.

My cabinets are nice but my countertops are really worn out. Should I still do a remodel or should I wait?

You don't have to replace the cabinets when you replace the countertops. However please consider the longevity of your existing cabinets. If your cabinets don't have much life in them and you replace the countertops, you may end up redoing your countertops. During the replacement of your cabinets your countertops may not be salvageable, and you'll have to replace your countertops all over again.

How can I make my kitchen look and feel bigger or more open?

There are a few ways that you can make your kitchen look and feel more open. Obviously, remodeling is one of the solutions to this problem, but let's start with some simpler solutions first.

Changing the paint color can make a huge amount of difference when it comes to making a kitchen feel more open. Lighter paint colors can make a room feel warmer and brighter. In addition, removing some of the clutter on your kitchen countertops may make the kitchen look bigger as well.

Payless
Kitchen Cabinets

Fast, Affordable & Stunning Kitchens That Offer
Luxury & Quality At Affordable Pre-Manufactured

CHECKLIST

- ☒ If your cabinets are worn and falling apart, it is generally because they are lower quality cabinets and you can fix the problems by installing higher quality materials.
- ☒ If your kitchen is too closed off from the rest of your house then you might have to rearrange your kitchen furniture to give you more space or remodel the kitchen to open up the area.
- ☒ If you don't have enough countertop space then you really only have two choices. You can either increase your countertop space by removing some of the items that are on the countertop or you can remodel your kitchen so that you can create a new configuration that gives you more countertop space
- ☒ If you don't have enough storage area in your kitchen, adding more will depend upon what you need to store in it. For example, if you need more room in your fridge, you might have to change out that appliance or get a freezer for some food items. If you need more space for dry or canned items, you can build a pantry. If you just need more cupboard space for bowls, cups and the like, then you may have to remodel to give yourself the space you need.
- ☒ If you have really nice cabinets but your countertops need replacing, you definitely shouldn't wait until you have to replace them both at once. Replace worn countertops with higher quality materials that will make them last as long as your cabinetry.
- ☒ Finally, you'll need to decide on new appliances or whether you will keep the ones you currently have. This may include your fridge, stove, dishwasher, freezer, and smaller appliances like your microwave and toaster.
- ☒ Your kitchen will look bigger when you change the paint color or reduce some of the clutter that is making it look so closed in. In addition, you have the option of remodeling to open up the space

Payless
Kitchen Cabinets

Fast, Affordable & Stunning Kitchens That Offer
Luxury & Quality At Affordable Pre-Manufactured

CONCLUSION

The bottom line is that kitchen remodeling can be a very rewarding thing. If you don't have enough space or you don't have the perfect kitchen, remodeling may be the perfect solution. Just make sure that you know what you want and you find a contractor willing to give you exactly that - for a fair price. Be sure to get everything in writing, ask all the questions on your mind, understand the answers you receive.

Please give us a call if we have not already set up an appointment. We'll be happy to come out to your home to answer your questions and concerns. At the appointment, we can also determine if we can meet your remodeling needs. We provide this as a FREE, NO OBLIGATION service for you and your family.

Hopefully we can show you, as we have thousands of others, how we can provide you with a kitchen remodel that is fast, affordable and stunning - something to be really proud of!

Remember, when Payless Kitchen Cabinets visits your home, we are not going to use high-pressure sales tactics. It is simply a chance for you to meet with us and see if our services can benefit you. If, after our meeting, you believe there is no benefit to be derived from working with us, we simply leave, and that is that. If, however, you do find that you would like our help, we will discuss how we proceed from there.

Best of luck with your kitchen remodeling plans!

Sincerely,
Payless Kitchen Cabinets Team

Payless
Kitchen Cabinets

Fast, Affordable & Stunning Kitchens That Offer
Luxury & Quality At Affordable Pre-Manufactured

Payless Kitchen Cabinets

**Fast, Affordable & Stunning Kitchens That Offer Luxury
& Quality At Affordable Pre-Manufactured Prices!**

Questions? Need More Information?

Call 866-482-0919

www.PaylessKitchenCabinets.com

3614 San Fernando Rd. Glendale, CA 91204